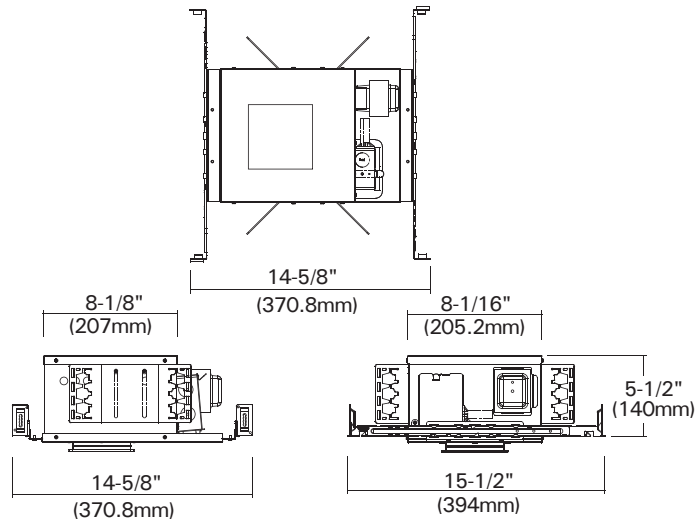



DLH-8331S

3.6" x 3.6" Adjustable Square Aperture Housing For
12V Max.50W MR16 and Max.39W CMH MR16 Lamps

Catalog #		Type
Project		Date
Prepared by		

HALOGEN



DESIGN FEATURES

Ceiling Cut-out : 3.8" SQ.
Lamp, Max, Watt. : 50W MR16 / 39W MR16 CMH

◦ Housing

- Single wall steel housing with black powder coated.
- 5-1/2" height allows use in 2" x 6" joist construction.
- Housing adjusts for ceilings up to 1" thick.

◦ Transformer

- 12V low voltage magnetic or electronic transformer.
- 120V or 277V electronic ballast for CMH

◦ Junction Box

- Listed for through branch circuit wiring. (Max.8 No 12 AWG 90°C branch circuit conductors. (4 in, 4 out)
- (5) 1/2" knockouts with true pry-out slots and (4) knockouts with Romex cable clamp.
- Ground wire provided on J-box.

◦ Mounting Channel Bracket

- Commercial mounting kit provided up to 5" vertical adjustment, which accommodates 1/2" EMT conduit, optional HB-24 or HBC-24 bar hanger or lathing channels for T-bar grid or concealed spline ceiling.

◦ Socket

- GU5.3 Bi-pin lampholder for 12V/MR16
- GX10 lampholder for MR16 CMH

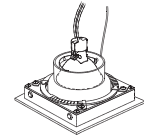

◦ Reflector

- Spun polished reflector, and available in haze clear, black, and gold, champagne or painted gloss white and black finish.
- Flange : Self-flanged, or die casting flange with painted white or clear chrome finish.

◦ Listing

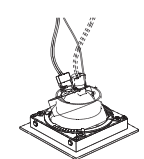

- cCSA-us Certificated

Trims



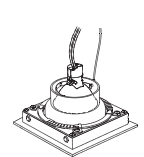

TMH-252-ST

- Straight fixed lamp
- Included "solite" soft focus lens.



TMH-252-AJ

- Adjustable 0° ~ 30° tilt



TMH-256-SH

- Fixed lamp position
- Lens trim for wet location

Ordering Information

Housing	Transformer/Ballast	Voltage	Trim Model	Reflector	Trim Ring
DLH-8331S	-M50 : 50W Magnetic -E50 : 50W Electronic -E20MH : 20W HID Electronic Ballast -E39MH : 39W HID Electronic Ballast	-Blank : 120V -27 : 277V	TMH-252-ST TMH-252-AJ TMH-256-SH	CL : Clear WH : White BK : Black GD : Gold CP : Champagne HC : Haze Clear	WH : White PB : Polished Brass SF : Self Flange CF : Custom Flange

Example : DLH-8331S-M50 / TMH-252-ST-CL-WF

TEL: 82 2 3661 9971 FAX: 82 2 3661 9970 www.ilsungm.co.kr

ILSUNGMOOLSAN